



KEMPER®

Deep Roots. High Expectations.™

DESIGN GUIDE

Welcome to the Kemper® Design Guide.

Full of tips and inspiration, this design guide is your go-to companion during the exciting and, yes, sometimes overwhelming process that is home remodel. Browse the styles and finishes, organizational “sanity helpers,” and attention-grabbing wood hoods, and be reassured by the designer notes along the way.

Kemper’s powerful portfolio of cabinetry options will propel your vision of home from magazine clippings and Pinterest boards to a dream realized. You can count on Kemper – and on me – to deliver what will surely be your new favorite room.

Cheers to a beautiful home!

Your Kemper Designer



DESIGNER TIP:

Look for the + symbol throughout for additional information and inspirational ideas

Shown on front cover: Kleyborn Maple Retreat Paint, Echo™ Series



Photography by Alexandr Kotsoban



White floating shelves keep the room light and airy while darker base cabinets and pantry ground the room. The ceiling-high pantry cabinetry helps maximize storage.

Shown: Marimac Maple Storm Stain and White Paint, Choice™ Series



AMY ROTHMAN

Space Planner Specializing in
Kitchen and Bath Design
Santa Monica, CA

DESIGNER SPOTLIGHT

Hello Amy.

We are excited to learn more about the designer behind this great kitchen. Tell us a little bit about yourself.

I am a principal at my own space planning and interior design business. My projects include residential and hospitality design throughout the United States and abroad. I studied at the University of Michigan and at Parsons School of Design in New York City. In addition to being a designer, I am also a licensed real estate agent and have worked as a professional chef in restaurants, catering companies and educational settings. I understand the importance of a well-designed kitchen.

How long have you been a designer?

I have been a designer for over 25 years and designing with Kemper since 2001. Although my projects run the gamut from medium to very high-end, I am a value-oriented person and really appreciate the great value that Kemper provides. Kemper has a great selection of door styles and finishes, super quality, and very responsive customer service. Kemper really stands behind the product.

We are so glad that has been your Kemper experience, Amy. Tell us more about this kitchen design. We noticed some unique placement of appliances.

Grouping tall cabinets and appliances together can help maximize counter space which is most always one of my design objectives. Function is the most important part of the design. My days as a professional chef make me aware of how a kitchen should function and what is the best layout for an optimal cooking experience.

Do you have any design tips or tricks that you'd like to share?

One of my design tips is “don’t hesitate to create.” To me, that means being open-minded to all possible ways to rearrange the space. In this kitchen, for example, we needed to remove a window and move another to achieve the best flow. The client was concerned that removing a window would reduce the natural light, but as you can see, the room is flooded with light. I’m glad to report that the client is extremely happy with the result!

What are some of the biggest design challenges you have faced?

Some of the biggest design challenges are working in condos, where the designer is restricted by the HOA, local codes, and existing plumbing, electrical and venting that runs through the building. In those situations, you must get extra creative!

Thank you, Amy. We have enjoyed getting to know you and learning more about your design process. Looking forward to seeing what you design next!

KEMPER®

Deep Roots. High Expectations.™

Kemper® Cabinetry offers different series to meet a variety of needs. Your designer will help you determine which is the right fit for you and your design.

To understand what is available in each series, look for the icons throughout this design guide.

E ECHO™ SERIES

A great entryway into Kemper Cabinetry, the Echo Series offers all the essentials to create a beautiful result.

C CHOICE™ SERIES

When your design calls for additional nuance – like organization features – step up to Choice™ Series.

E EMERGE™ SERIES

When even more style and finish options are desired, visit kempercabinets.com/products or talk with your designer about Emerge's exquisite offering.

INSIDE THIS DESIGN GUIDE

- 1 DESIGNER SPOTLIGHT
- 2 TAP INTO THE LATEST TRENDS
- 4 STYLE WITH STAYING POWER
- 12 JUST THE RIGHT FINISH
- 24 ORGANIZATIONAL OVERHAUL
- 28 WOOD HOODS THAT IMPRESS
- 30 PERSONALIZE WITH ACCESSORIES

Tap Into The Latest Trends



Shown: Kleyborn Retreat Paint, Echo™ Series

BOLDLY SOFT

Interior colors are becoming boldly softer – allowing a more colorful neutral landscape where dashes of contrasting colors can be added and easily changed.

Source: House Beautiful – Color Trends 2023



Pantry Walk-through Cabinet

TOP 3 MOST REQUESTED FUNCTIONAL DESIGNS*

- Customized Storage Solutions (like the biometric security drawer shown below)
- Multi-Functional Islands
- Open Configurations



Biometric Security Drawer



Wall Appliance Garage with Vertical-Lift Door

AVOID REGRET**...

- Avoid disappointment by learning what other homeowners regret after a remodel.
- 33% wished they would have made their kitchen larger
- 26% wished they would have spent more on cabinets
- 25% wished they would have included a pantry
- 24% wished they would have included more storage and organization options

MUST-HAVE FEATURES RESPOND TO SMALL-APPLIANCE TREND*

Appliance garages, like the one shown to the left, are key in concealing steamers, air-fryers and slow-cooking appliances.

* 2023/2024 MasterBrand Cabinetry Trends Report
** Source: RICKI – 2023 Remodelers 360



Ready, Set, Style.

Selecting a drawer and door style is a great place to get started. From a straightforward Shaker to an intricately detailed design style, Kemper® has what you need.

THINGS TO CONSIDER WHEN SHOPPING STYLES:

Select the one that aligns with your vision.




Clean, smooth slab drawer fronts.



Detailed, five-piece drawer fronts.



Full overlay drawer and door fronts will deliver seamless coverage of cabinet fronts.



Partial overlay allows each drawer and door to stand out on its own.



Cherry, maple, oak and more. The wood species you choose will affect the way your chosen wood stain or paint reads on the wood color and grain. With so many combinations to choose from, your designer can help further guide.



DESIGNER TIP:

Does your design call for modern and minimal? Specialty laminate may be for you. See these sleek styles on page 22.

Full Overlay Door Styles


Species and finish offering differs in each Series.

C Choice™ Series C Cherry M Maple R Rustic Alder
E Echo™ Series D MDF O Oak L Laminate
 H Rustic Hickory P Painted Hardwood PureStyle™



Faye
5-Piece Drawer Front

C C M O
E C M O P



Faye
Profiled Slab Drawer Front

C C M O
E C M O P



Gordon
5-Piece Drawer Front

C C M R




Gordon
Slab Drawer Front

C C M R




Marimac*
5-Piece Drawer Front

C C D H M O R
E C M O P F



Marimac
5-Piece Narrow Rail Drawer Front

C C D H M R



Marimac
Slab Drawer Front

C C D H M O R
E C M O P F




Warwick
5-Piece Drawer Front

C C M

Full Overlay Door Styles

Species and finish offering differs in each Series.

- C Choice™ Series** C Cherry M Maple R Rustic Alder
- E Echo™ Series** D MDF O Oak L Laminate
- H Rustic Hickory P Painted Hardwood PureStyle™



Larsen*
5-Piece Drawer Front
C C D H M O R
E C M P P



Larsen
Slab Drawer Front
C C D H M O R
E C M P P




Justin
5-Piece Drawer Front
C C M



Justin
Profiled Slab Drawer Front
C C M



Amstead
5-Piece Drawer Front
C C D M



Amstead
Slab Drawer Front
C C D M



Kleyborn
5-Piece Drawer Front
C C M
E C M P



Kleyborn
Slab Drawer Front
C C M
E C M P




Willowby*
5-Piece Drawer Front
C C H M O
E C M O P P



Willowby
Profiled Slab Drawer Front
C C H M O
E C M O P P



Cotter
5-Piece Drawer Front
C C M



Cotter
Slab Drawer Front
C C M



Leyton
5-Piece Drawer Front
C C M
E C M P P



Leyton
Slab Drawer Front
C C M
E C M P P



Billings
5-Piece Drawer Front
C M
E M P




Billings
Slab Drawer Front
C M
E M P

Full Overlay Door Styles

Species and finish offering differs in each Series.

- C Choice™ Series** C Cherry M Maple R Rustic Alder
- E Echo™ Series** D MDF O Oak L Laminate
- H Rustic Hickory P Painted Hardwood PureStyle™



Butler
5-Piece Drawer Front
C C M




Butler
Slab Drawer Front
C C M



Brisbane
5-Piece Drawer Front
C C M O
E C M O P



Brisbane
Profiled Slab Drawer Front
C C M O
E C M O P



Martin
5-Piece Drawer Front
C C H M O R



Martin
Slab Drawer Front
C C H M O R



Lynnville
5-Piece Drawer Front
C M



Lynnville
Slab Drawer Front
C M



Hardin
5-Piece Drawer Front
C C H M



Hardin
Slab Drawer Front
C C H M



Pasco
5-Piece Drawer Front
C C H M O R




Pasco
Slab Drawer Front
C C H M O R



Warren
5-Piece Drawer Front
C C M
E C M P



Canby
5-Piece Drawer Front
C C M



Trillian*
Slab Drawer Front
C C D M
E C M P L



Caprice
Slab Drawer Front
C C M



DESIGNER TIP:

Trillian does it all – Available in stain, painted and laminate so you can have this great style any way you like it.

** When Trillian is selected in Painted Hardwood, the doors and drawer fronts will be constructed of medium density fiberboard (MDF) or high density fiberboard (HDF).

Partial Overlay Door Styles

Species and finish offering differs in each Series.

- C** Choice™ Series **C** Cherry **M** Maple **R** Rustic Alder
- E** Echo™ Series **D** MDF **O** Oak **L** Laminate
- H** Rustic Hickory **P** Painted Hardwood **P** PureStyle™




Antrim*
5-Piece Drawer Front
C **H** **M** **O** **R**
E **C** **M** **O** **P** **P**



Antrim
Slab Drawer Front
C **H** **M** **O** **R**
E **C** **M** **O** **P** **P**



Granbury
Profiled Slab Drawer Front
C **C** **M** **O**
E **C** **M** **O** **P**



Newcomb
Slab Drawer Front
C **C** **M**
E **C** **M** **P** **P**



Hopkins
Profiled Slab Drawer Front
C **C** **M** **O**
E **C** **M** **O** **P**



Ramsey
Slab Drawer Front
C **C** **H** **M** **O** **R**



Logan
5-Piece Drawer Front
C **M**
E **M** **P**




Logan
Slab Drawer Front
C **M**
E **M** **P**


Full Overlay Aluminum Frame Door Accents




Aluminum Finish
Clear Glass



Aluminum Finish
Frosted Glass



Black Powder Coat Finish
Clear Glass



Black Powder Coat Finish
Frosted Glass



Brushed Stainless Finish
Clear Glass



Brushed Stainless Finish
Frosted Glass



DESIGNER TIP:

Add interest and elevate your design with Aluminum Frame Door Accents.

C Choice™ Series



Aluminum Frame Doors with Frosted Glass

Finishes

JUST THE RIGHT FINISH.

Year after year, white wins the popular vote in kitchen cabinet paint finish choice, and it may be the winning choice for you.

If that's the case, the real question is which white. After all, white isn't white. There are many shades and tints of white to choose from with Kemper. Work with your designer to find your right white.



Shown: Pasco Maple Steam Paint, Choice™ Series



Shown: Furniture Valance Maple White Paint



DESIGNER TIP:

Prior to making a final decision, be sure to view the finish you select in your home in the lighting that your cabinets will experience and at different times of day. This will ensure you make a confident choice.

Daubs shown above: Icy Avalanche, Steam, White and Brightest White

Please refer to door samples for a true representation of finish color. This printed guide cannot be considered color accurate.



Shown: Billings Maple Brightest White, Choice™ Series



Shown: Butler Maple Maritime Paint, Choice™ Series


CUE THE COLOR.

What if white isn't right for your design? You can go bold and choose a color for your full design or go with a dynamic two-tone design to create dimension. The two-tone concept can be done with two paint finishes or a paint and a stain.


These are some of our favorite finish combinations to inspire you!



Maritime Paint & Morel Stain














Retreat Paint & Kanga Stain



Black Paint & Steam Paint

- C Choice™ Series** C Cherry M Maple R Rustic Alder
- E Echo™ Series** D MDF O Oak L Laminate
- H Rustic Hickory P Painted Hardwood PL PureStyle™

PAINTS* AND LAMINATES

		
Brightest White C D M	White C D M E P L P	Steam C D M E P P
		
Icy Avalanche C D M E P L P	Cloud C D M E P L P	Moonstone C D M E P L P
		
Retreat E P	Foxhall Green C D M	
		
Maritime C D M E P L P	Naval C D M E P	Black C D M O E P

* The door and/or drawer front center panel on Maple painted doors may be constructed of Medium Density Fiberboard (MDF), except on the Lynnville door style, or when Heirlooming is specified.

























+
DESIGNER TIP:
The wood species you select will impact how your paint choice reads. Paint on a species with a tighter grain, such as maple wood shown here, results in a smooth opaque-colored finish.



TOP IT OFF WITH GLAZE.

Glazes are just one more way to make your design uniquely yours and add character and depth to your cabinet design. Choose Penned Glaze for a concentrated glaze detail in the crevices of the cabinet drawer and door fronts.

PAINTS WITH PENNED GLAZES*

					
Brightest White with Amaretto Crème C D M	Brightest White with Charcoal C D M	White with Amaretto Crème C D M E P	White with Charcoal C D M	Steam with Amaretto Crème C D M E P	Steam with Charcoal C D M
					
Brightest White with Grey Stone C D M	Brightest White with Toasted Almond C D M	White with Grey Stone C D M E P	White with Toasted Almond C D M	Steam with Grey Stone C D M E P	Steam with Toasted Almond C D M
					
Icy Avalanche with Amaretto Crème C D M E P	Icy Avalanche with Charcoal C D M	Cloud with Amaretto Crème C D M E P	Cloud with Charcoal C D M	Retreat with Amaretto Crème E P	Retreat with Grey Stone E P
					
Icy Avalanche with Grey Stone C D M E P	Icy Avalanche with Toasted Almond C D M	Cloud with Grey Stone C D M E P	Cloud with Toasted Almond C D M		

* The door and/or drawer front center panel on Maple painted doors may be constructed of Medium Density Fiberboard (MDF), except on the Lynnville door style, or when Heirlooming is specified.

Available on species as indicated. See your designer for exclusions.



+
DESIGNER TIP:
 A room with a single wood tone can read flat and uninteresting. Don't be afraid to choose a cabinet finish that is a bit different than your wood floor finish or your furniture. The variation can add richness and depth.

Shown: Antrim Oak Thatch Stain, Echo™ Series

STAINS

Natural C CHMOR E MO	Sahara C CHMOR E CMO	Light C CHO	Cattail C CHMOR	Kanga C CHMOR E CMO
Buckskin C CHMOR E CMO	Boardwalk C CHMOR	Morel C CHMOR E CMO	Seal C CHMOR	Colt C CHMOR E CMO
Tundra C CHMOR	Thatch C CHMOR E CMO	Titanium C CHMOR E CMO	Storm C CM	Chocolate C CMOR E CMO

Species and finish offering differs in each Series.

- C Choice™ Series** C Cherry M Maple R Rustic Alder
- E Echo™ Series** D MDF O Oak L Laminate
- H Rustic Hickory P Painted Hardwood PureStyle™

STAINS WITH PENNED GLAZES

Buckskin with Amaretto Crème C CHMOR E M	Buckskin with Charcoal C CHMR	Buckskin with Toasted Almond C CHMR	Colt with Amaretto Crème C CHMOR E M	Colt with Charcoal C CHMR	Colt with Toasted Almond C CHMR
Kanga with Amaretto Crème C CHMOR E M	Kanga with Charcoal C CHMR	Kanga with Toasted Almond C CHMR	Morel with Amaretto Crème C CHMOR E M	Morel with Charcoal C CHMR	Morel with Toasted Almond C CHMR
Natural with Amaretto Crème C CHMOR E M	Natural with Charcoal C CHMR	Natural with Toasted Almond C CHMR	Sahara with Amaretto Crème C CHMOR E M	Sahara with Charcoal C CHMR	Sahara with Toasted Almond C CHMR
Thatch with Amaretto Crème C CHMOR E M	Thatch with Charcoal C CHMR	Thatch with Toasted Almond C CHMR	Boardwalk with Amaretto Crème C CHMR	Boardwalk with Charcoal C CHMR	Boardwalk with Toasted Almond C CHMR
Cattail with Amaretto Crème C CHMR	Cattail with Charcoal C CHMR	Cattail with Toasted Almond C CHMR	Tundra with Amaretto Crème C CHMR	Tundra with Charcoal C CHMR	Tundra with Toasted Almond C CHMR


Sheen



Heirlooming

Finishing techniques are a great way to give your cabinets a unique look. Heirlooming adds dimension and interest to your cabinets.

Over-sanded edges and profiles expose the underlying wood to create a naturally aged appearance, lending depth and character.



MATTE SHEEN

(Top portion of door)

Our low sheen top coat is less reflective and absorbs more light, resulting in a softer, more muted look. Available on all stains and glazed stains. Not available on paints or glazed paints.

SATIN SHEEN

(Lower portion of door)

Our timeless original top coat features a moderate sheen which is reflective without being too glossy. Available on all stains, glazed stains, paints and glazed paints.



DESIGNER TIP:

Accessorize your cabinetry with personal touches like these furniture-inspired feet. See more accessory options on page 30.



Shown: Craftsman Foot Black Paint

PureStyle™

Kemper® Echo™ Series offers PureStyle™ for those looking for the beauty of a paint finish with added durability.

The PureStyle wrapped door and drawer front design solution delivers crisp, clean details and a durable, paint-like finish. The added benefits of color consistency paired with the resistance to scratching, fading and surface water mean PureStyle delivers fashion without the fuss.

Echo Series



CLEANS BEAUTIFULLY.

A clean cloth dampened with a solution of 5% dish soap and 95% water is all it takes to clean PureStyle cabinetry. Dry with a clean, soft cloth.



Full Overlay Door Styles



Marimac
5-Piece Drawer Front



Marimac
Slab Drawer Front



Larsen
5-Piece Drawer Front



Larsen
Slab Drawer Front

Full Overlay Door Styles



Willowby
5-Piece Drawer Front



Billings
5-Piece Drawer Front

Partial Overlay Door Styles



Antrim
5-Piece Drawer Front



Antrim
Slab Drawer Front




Logan
5-Piece Drawer Front



White



Steam



Icy Avalanche



Cloud



Moonstone



Maritime

EXCEPTIONAL FINISH.

PureStyle features color consistency without the unpredictable variability often seen by various wood types. The surface regularity of PureStyle results in a fashionable, clean-lined aesthetic.



+
DESIGNER TIP:
 Looking to add a little extra something to your design? Consider a modern, high gloss finish or a grain texture with Kemper's specialty laminates.



Full Overlay Specialty Styles

Species and finish offering differs in each Series.


- C Choice™ Series** C Cherry M Maple R Rustic Alder
- E Echo™ Series** D MDF O Oak L Laminate
- H Rustic Hickory P Painted Hardwood PureStyle™



Taro
 Slab Drawer Front
 C L
 High Gloss White



Troxel
 Slab Drawer Front
 C L
 Arctic
 Obsidian



Genova
 Slab Drawer Front
 C L
 Icy Avalanche Linea Nightfall
 Antler
 Wharf
 Elk
 Gunstock



Shafer
 5-Piece Drawer Front
 C P
 Icy Avalanche Linea Nightfall
 Elk
 Gunstock

HIGH GLOSS LAMINATE

High Gloss White is available with Matching or Metallic edgbanding.

High Gloss White Matching Metallic
 C L

WOOD GRAIN LAMINATES

Icy Avalanche Linea Nightfall Antler
 C L P C L

TEXTURED WOOD GRAIN LAMINATES

Arctic Wharf Elk Gunstock Obsidian
 C L C L C L P C L P C L



DESIGNER TIP:

24% of consumers regret not selecting organizational features as part of their kitchen remodel.*

Build them into your design from the get-go.

Organizational Overhaul

Who couldn't use a little help keeping life better organized? Tucked inside Kemper® cabinets are a multitude of organizational options just waiting to tidy your Tupperware® and make sense of your mess. With so many Kemper Storage Solutions™ options to choose from, you can select the right combination for your personal needs. After all, cabinet organization is more than storage – it's peace of mind.


- A** SuperCabinet™
- B** EZ-Org™ Modular Pull-out Racks
- C** Wall Refrigerator Pull-out
- D** Biometric Security Drawer
- E** Wood Tiered Cutlery Divider Drawer
- F** Base Container Pantry Pull-out
- G** Base Utensil Pantry Pull-out
- H** Base Corner Curved Pull-out
- I** Base Pots and Pans Pull-out
- J** Lazy Susan Pull-out
- K** Base Roll Trays
- L** Base with Roll-out Tray Divider
- M** Utility Organizer Drop Zone



Wood Hoods

A trend with staying power, wood hoods top many kitchen remodel must-have lists. Whether built-in to seamlessly integrate with cabinetry or designed to stand out as a showpiece, Kemper® makes wood hoods for every kitchen.

- A** Straight Batten Wood Hood
- B** Canopy Square Wood Hood
- C** Artisan Straight Wood Hood
- D** Classic Square Wood Hood
- E** Linear Tapered Wood Hood
- F** Simple Tapered Wood Hood
- G** Shiplap Tapered Wood Hood
- H** Tapered Wood Hood




DESIGNER TIP:

Don't settle for just any wood hood. Your designer can create a wood hood that perfectly complements your kitchen.

Accessories

Design is in the details, which is why Kemper® offers an endless array of options to make your kitchen uniquely yours. Don't overlook the power of the small elements in the overall look of your room. You'll find even more options online at kempercabinets.com.


- A** Floating Shelf
- B** Finger Pull Hardware
- C** Compact Drawer Outlet
- D** Power Pod
- E** Madeline Foot
- F** Rain Glass Insert
- G** Straight Angle Crown Moulding



Project Planner

Enjoy the journey

by using Kemper's start-to-finish overview of designing your new room. As always, your designer is here to walk alongside you, offer guidance and help deliver your vision.



kempercabinets.com

Visit kempercabinets.com

for more information and inspiration.

LOCK IN YOUR STYLE.

- Browse magazines and websites such as Houzz and Pinterest to select images that reflect your design style.
- Save your favorite door styles, finishes and organizational cabinets and specialty products on the Kemper website.

ASSESS AND DESIGN.

- Obtain accurate measurements for your new space.
- Meet with your kitchen designer to work on design options and layouts.
- Consider your other design components: flooring, countertop, backsplash, lighting, faucets, appliances, wall color, and hardware.
- Develop a budget for your new space.

PLACE YOUR CABINET ORDER.

- Secure an installer if your designer is not doing this for you.
- Use this time to prepare meals ahead of time and set up a temporary kitchen space if you are undergoing a remodel.
- Determine tasks to be completed before your cabinets arrive. Be sure to complete everything you need to complete, such as flooring installation, before your cabinets arrive.

ENJOY YOUR SPACE.

- Review the care and cleaning information. Discover how to touch up your cabinets.
- Learn how to make adjustments to your cabinet door hinges and drawer guides.
- Enjoy!

Quality Craftsmanship

PROTECTION FOR YOUR INVESTMENT

No matter which series you choose, Kemper® provides the best quality cabinet at every price point, all backed by a limited lifetime warranty from the #1 cabinetry manufacturer in the industry.



LIMITED
LIFETIME
WARRANTY



Part of the
MasterBrand®
Family

Kemper® is a subsidiary of MasterBrand®, an industry leader that comprises a breadth of quality cabinet brands. Since 1926, the MasterBrand family has earned its reputation as one of America's top cabinetmakers, and Kemper has helped MasterBrand achieve this. Beautiful. Functional. Durable. These are the defining qualities of Kemper.

Standard Construction

This traditional cabinetry construction features a 1-1/2" wide face frame behind the door and drawer front. Regardless of the door style chosen, a portion of the frame will be visible when the doors and drawers are closed. Available on all Full Overlay and Partial Overlay door styles.

CABINET BOX

- Top and Bottom: 3/8" Thick furniture board
- Sides: 1/2" Thick furniture board
- Back: 3/8" Thick furniture board

CABINET EXTERIOR

- Sides: matching laminate*
- Wall cabinet top/bottom: Natural Maple laminate
- Back: unfinished

CABINET INTERIOR

Natural Maple laminate

DRAWERS

Four-sided, dovetailed, clear-coated hardwood with full extension, soft-close

HINGES

Fully concealed, 6-way adjustable hinge with soft-close

I-BEAM BRACES

3/8" Thick furniture board

ADJUSTABLE SHELF

3/4" Thick furniture board with Natural Maple laminate and PVC edgebanding

TOEKICK

Unfinished furniture board; field-applied Toeboard required



ALL-PLYWOOD** CONSTRUCTION UPGRADE AVAILABLE

Ask your designer about construction upgrade options.

* Exteriors are laminate that match the color of the face frame, with the exception of Foxhall Green, Serious Gray and Cherry Storm.
** All-plywood components meet ANSI/HPVA HP-1 standards, and may contain MDF or particleboard.

KEMPER®

Deep Roots. High Expectations.™

 **ECHO™ SERIES**
Framed Value Semi-Custom Cabinetry

 **CHOICE™ SERIES**
Framed Semi-Custom Cabinetry

 **EMERGE™ SERIES**
Premium Semi-Custom Cabinetry

Share your design with us by tagging us
on social with #KemperCabinets.



Styles, product availability and construction may vary slightly from those shown in this book due to material availability and/or design evolution. Specifications are subject to change without notice. Customer service is available if your design requires verification of product availability and specifications.

Product photography and illustrations have been reproduced as accurately as printing technologies permit. To ensure highest satisfaction, we strongly recommend you view an actual sample for best color, wood grain and finish representation.

Kemper® has a Limited Lifetime Warranty.

For terms and conditions, please visit: <https://www.kempercabinets.com/warranty>



[kempercabinets.com](https://www.kempercabinets.com)
#KemperCabinets
© 2024 MasterBrand Cabinets LLC
All rights reserved.

EAST
1133099940
2024-03/MOS/15M